

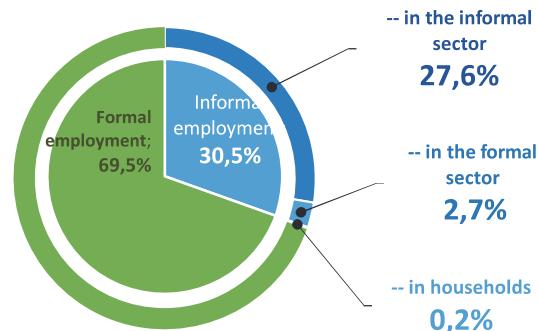
Overview of the informal economy in Bosnia and Herzegovina

Source: Labour force survey, 2019

1 Share and composition of informal employment*, by sex (%)

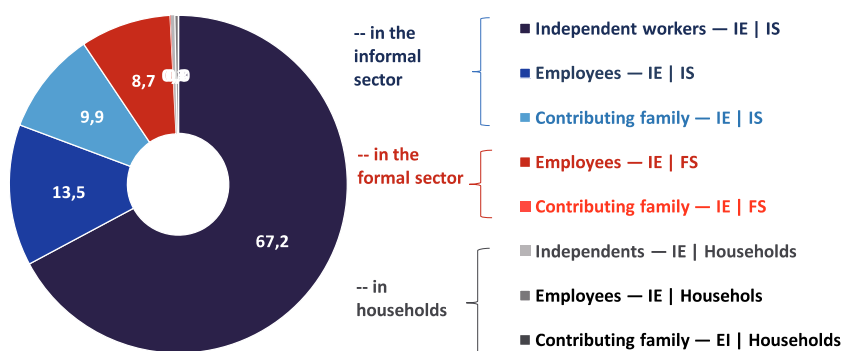
	Men	Women	Total
Informal employment (%), of which:	30,9	29,8	30,5
-- in the informal sector	90,3	91,0	90,6
-- in the formal sector	9,7	7,1	8,7
-- in households	0,0	1,8	0,7
Informal employment, excluding agriculture	20,4	12,6	17,4
-- in the informal sector	82,5	75,0	80,5
-- in the formal sector	17,5	19,5	18,0
-- in households	0,0	5,5	1,5

2 Share and composition of informal employment, total (%)



Estimates of informal employment follow the ILO harmonized definition and ILO estimates may differ from national estimates. For more details, see: *Women and men in the informal economy: A statistical picture (Third edition)*.

3 Decomposition of informal employment: What is the prevalent form of informality in the country?

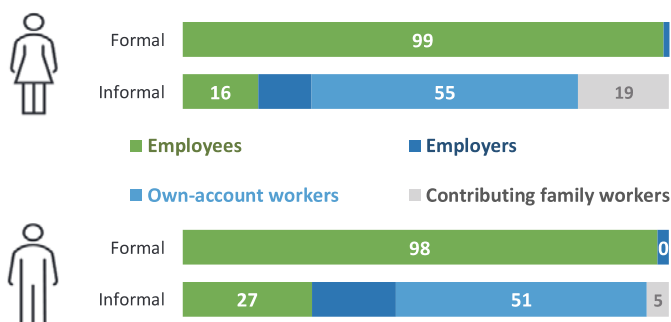


Shares in total informal employment of:

	T	M	W
Independent workers — IE IS	67,2	68,7	64,7
Employees — IE IS	13,5	17,1	7,6
Contributing family — IE IS	9,9	4,5	18,7
Employees — IE FS	8,7	9,6	7,1
Contributing family — IE FS	0,1	0,1	0,0
Independents — IE Households	0,4	0,0	1,0
Employees — IE Households	0,3	0,0	0,9
Contributing family — IE Households	0,0	0,0	0,0
Total	100,0	100,0	100,0

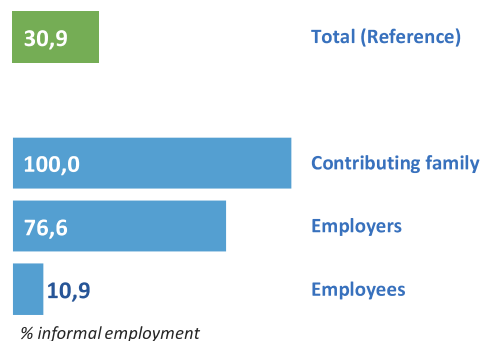
Note: IE= Informal Employment; IS = Informal Sector; EI = formal Employment; FS = Formal Sector

4 Distribution of informal & formal employment by employment status (%)

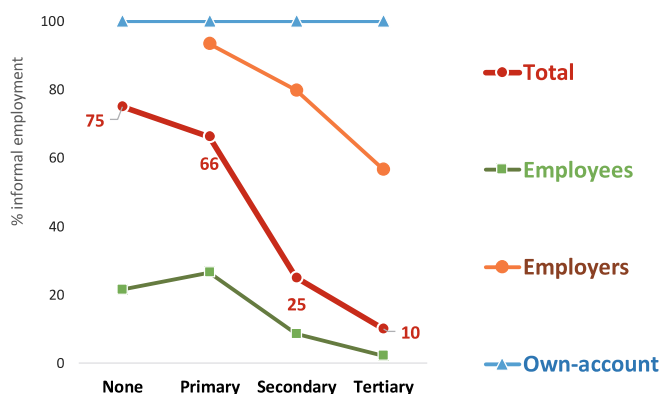


Distribution of informal and formal employment

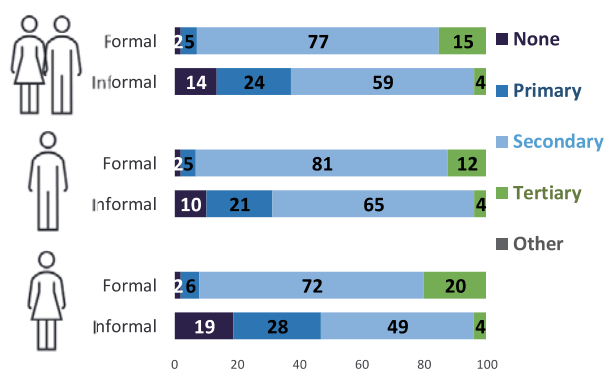
5 Informal employment depending on employment status (%)



6 Share of informal employment by education level (%)

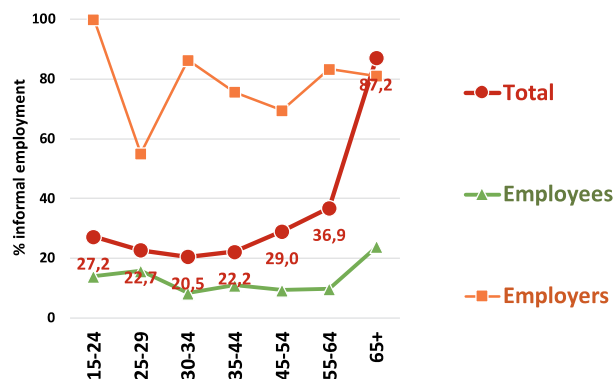


7 Distribution of informal employment by level of education (%)

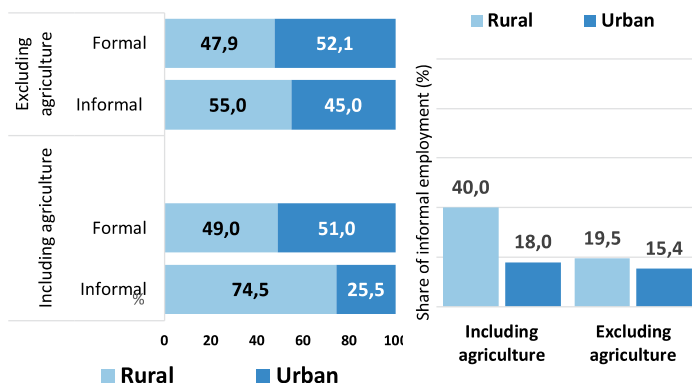


Distribution of informal employment by level of education | Country factsheet

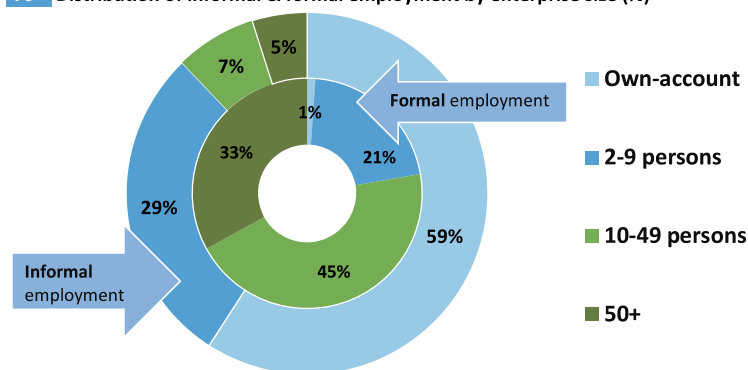
8 Share of informal employment depending on age group (%)



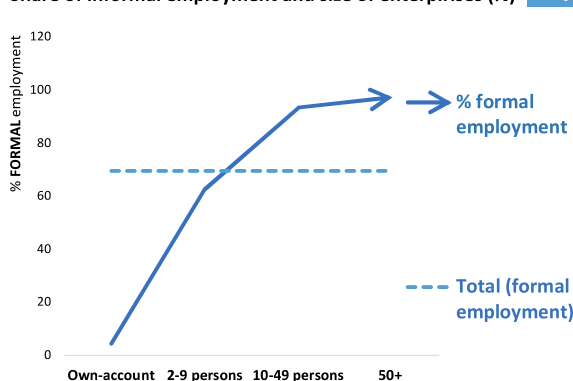
9 The rural-urban dimension of informality



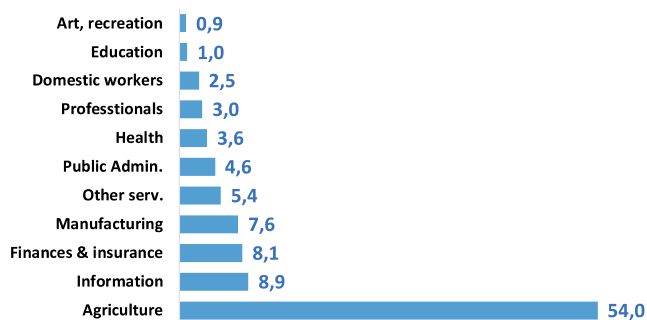
10 Distribution of informal & formal employment by enterprise size (%)



11 Share of informal employment and size of enterprises (%)

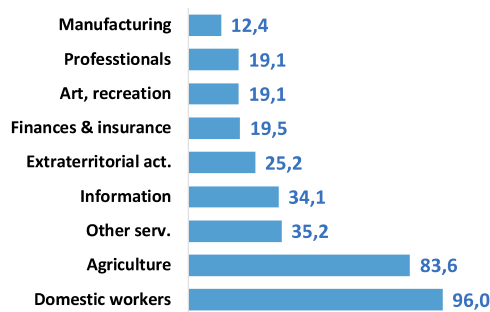


12 The sectoral dimension: The 10 sectors the most represented in the informal economy



Representation of sector X in total informal employment

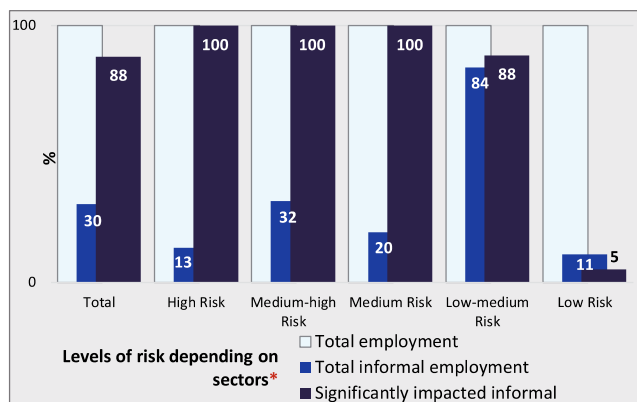
13 The 10 sectors the most exposed to informality



Share of informal employment (%)

14 The impact of COVID-19 pandemic on the informal economy

Proportion of informal economy workers significantly impacted



High risk sectors: Wholesale and retail trade, repair of motor vehicles, motorcycles; Manufacturing; Accommodation and food services; Real estate; business and administrative activities.

Medium-high risk sectors: Arts, entertainment and recreation, domestic workers, and other services; Transport, storage and communication.

Medium-Risk sectors: Construction; Financial and insurance services; Mining and quarrying.

Low-Medium risk sector: Agriculture, forestry and fishing.

Low-risk sectors: Human health and social work activities; Education; Utilities; Public administration.

Sectors most represented among informal workers significantly impacted by the crisis

